




Data sheet 2RB 810

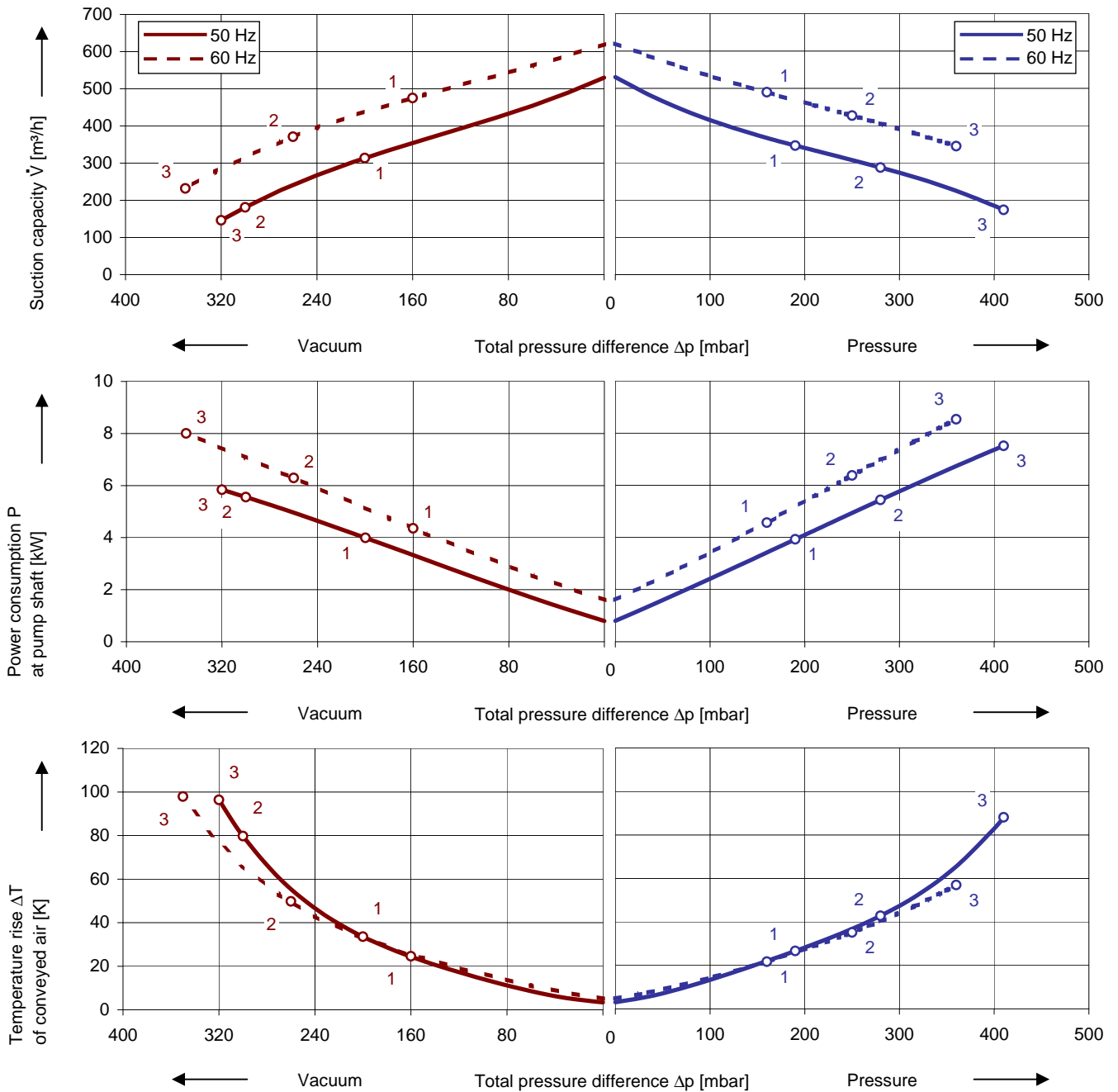
Side channel blower with IE2-motors



Performance curves

Vacuum operation

Compressor operation



The performance curves are based on air at a temperature of 15 °C and an atmospheric pressure of 1013 mbar with a tolerance of $\pm 10\%$. The total pressure differences are valid for suction and ambient temperature up to 25 °C. For other conditions please get in touch with us.

Every 2RB pump can be used both as vacuum pump and compressor in continuous operation over the total performance curve range. The motors are available as standard in protection category IP 55 and insulation class F. The vacuum pumps / compressors are UL and CSA approved.

Selection and ordering data

Type 2RB 810

No.	Fre- quency	Rated			Max. differential pressure ¹⁾		Sound pressure level ²⁾	Weight Approx.	Order No.
		Voltage	Current	Power	Vacuum	Pressure			
		Hz	V	A	kW	mbar		dB(A)	
3~ 50/60 Hz, IP55, Insulation material class F, IE2									
1	50	350 - 450 Δ / 610 - 725 Y	8.40 Δ / 4.8 Y	4	-200	190	70	62	2RB 810-7AT07
	60	400 - 500 Δ / 690 - 725 Y	8.20 Δ / 4.7 Y	4.6	-160	160	74		
2	50	350 - 450 Δ / 610 - 725 Y	11.10 Δ / 6.4 Y	5.5	-300	280	70	70	2RB 810-7AT17
	60	400 - 500 Δ / 690 - 725 Y	11.00 Δ / 6.4 Y	6.3	-260	250	74		
3	50	350 - 450 Δ / 610 - 725 Y	15.10 Δ / 8.7 Y	7.5	-320	410	7	78	2RB 810-7AT27
	60	400 - 500 Δ / 690 - 725 Y	15.30 Δ / 8.9 Y	8.6	-350	360	74		

1) Relief valves available for limiting differential pressure.

2) Measuring surface sound pressure level acc. to EN ISO 3744, measured with an equivalent unit at a distance of 1 m. The pump is throttled to an average suction pressure, with piping connected, but no relief valves fitted, tolerance ±3 dB (A).

All 2RB fulfil the 2006/42/EC (machinery) and 2006/95/EC (low voltage) directives and the EN 60034-1 norm "Rotating electrical machines".

The motors comply with EN 60 034-1 / -2 / -30 (IEC 60034) and thermal class F.


The voltage tolerance is +/- 5%.

The frequency tolerance is +/- 2 % maximum.

Other voltages

50 Hz	50 Hz voltage range	60 Hz voltage range	86 Hz (5000 rpm)	100 Hz (6000 rpm)	2RB...-7. □ . □	
3~ IE2						
200 V Δ / 345 V Y	180 - 240 V Δ / 310 - 415 V Y	200 - 275 V Δ / 345 - 480 V Y	----	400 V Δ		T 1
500 V Δ	450 - 550 V Δ	520 - 600 V Δ	----	----		T 5
230 V Δ / 400 V Y	200 - 260 V Δ / 350 - 450 V Y	230 - 290 V Δ / 400 - 500 V Y	400 V Δ	----		T 6
400 V Δ / 690 V Y	350 - 450 V Δ / 610 - 725 V Y	400 - 500 V Δ / 690 - 725 V Y	----	----		T 7
3~IE1						
----	185 - 225 V Δ / 320 - 390 V Y	200 - 240 V Δ / 345 - 415 V Y	----	400 V Δ		H 1
----	200 - 240 V Δ / 345 - 415 V Y	220 - 275 V Δ / 380 - 480 V Y	380 V Δ	----		H 6
----	345 - 415 V Δ	380 - 480 V Δ	----	----		H 7
----	500 V Δ	575 V Δ	----	----		C 5

3) Performance can differ if standard motors are used. Please refer to corresponding data sheets.



Changes in particular of the quoted performance curve, data and weights may occur without prior notice. The data given do not constitute an obligation from our side to deliver as shown.